



CERTIFICATE No : 23T8796

PAGE : 2 OF 2

## Calibration Report

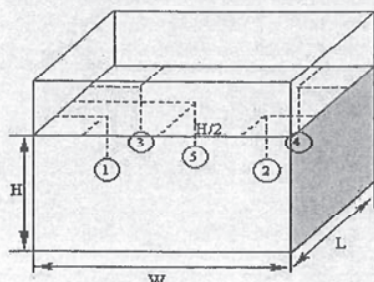
EQUIPMENT : WATER BATH  
MANUFACTURER : MEMMERT  
ID NUMBER : EQL-241  
RECEIVED DATE : 16-Aug-23  
AMBIENT TEMPERATURE : 25 °C ± 1 °C  
MODEL : WNE 45  
SERIAL NUMBER : L720.0266  
CALIBRATION DATE : 16-Aug-23  
RELATIVE HUMIDITY : 50 %RH ± 10 % RH

### CONDITION OF THIS RESULTS OF CALIBRATION

1. THIS INSTRUMENT WAS CALIBRATED ACCORDING TO ASTM E715-80 (REAPPROVED 2001) BY COMPARISON WITH CALIBRATED RTD. THE PROBES WERE PLACED ON FIVE POINTS AND LOCATED ONE PROBE IN EACH OF THE FOUR CORNERS OF THE BATH AND PLACED THE FIFTH RTD WITHIN 2.5 cm. OF THE GEOMETRIC CENTER OF THE WATER VOLUME (REFERENCE LOCATION) UNDER NO LOAD CONDITION.
2. REFERENCE STANDARD INSTRUMENTS :-

- | INSTRUMENT              | MODEL | SERIAL No | CERTIFICATE No | DUE DATE  |
|-------------------------|-------|-----------|----------------|-----------|
| 1) DATA LOGGER WITH RTD | 2625A | 6603614   | 23T6642        | 19-Jul-24 |
3. THE CERTIFICATE IS VALID FOR THE ITEM CALIBRATED AS SHOWN ON THE DATE AND PLACE OF CALIBRATION ONLY.
  4. THIS RESULT EXCLUDE LONG TERM STABILITY OF THE UNIT UNDER CALIBRATION.
  5. THIS CERTIFICATE IS TRACEABLE TO THE INTERNATIONAL SYSTEM OF UNIT MAINTAINED AT:-  
- NATIONAL INSTITUTE OF METROLOGY (THAILAND) THROUGH QUALITY CALIBRATION CO.,LTD.

### RESULT OF CALIBRATION :- WITHOUT ADJUSTMENT



PROBE INSTALLATION  
POSITION IN THE BATH

### GENERAL INFORMATION

Overall Variation of Ambient Temperature around the Bath (°C) : 0.6
Overall Variation of Line Voltage (V) : 3
Instrument Condition : Normal
Bath Inner Size (W*L*H) : 59*35*20 cm

### BATH PERFORMANCE

Calibrate Point (°C)	Average All Position Temp. (±°C)	Temperature Stability (±°C)	Radius Uniformity (°C)	Axial Uniformity (°C)	Overall Variation (°C)
83.0	83.09	0.05	0.07	0.05	0.16
92.0	92.13	0.11	0.06	0.06	0.28

### TEMPERATURE MEASUREMENT ACCURACY TEST

Controller Temp (°C)	Indicating Temp (°C)	Measured Temperature (°C) at Spread Locations					Uncertainty (± °C)
		#1	#2	#3	#4	Ref. 5	
83.0	83.0	83.08	83.09	83.06	83.11	83.12	0.15
92.0	92.0	92.11	92.13	92.10	92.16	92.16	0.19

NOTE 1 : THE UNCERTAINTY OF MEASUREMENT EXCLUDED TEMPERATURE UNIFORMITY OF THE BATH.

NOTE 2 : THIS CALIBRATION WAS CARRIED OUT AT THE CUSTOMER'S PLACE AT LABORATORY AREA.

THE REPORTED UNCERTAINTY OF MEASUREMENT WAS BASED ON A STANDARD UNCERTAINTY MULTIPLYING COVERAGE FACTOR  $k=2$ , PROVIDING A LEVEL OF CONFIDENCE APPROXIMATELY 95%.

END OF CALIBRATION REPORT



**QUALITY CALIBRATION CO.,LTD.**  
235 Petchkasem 63/2 Road, Laksong, Bangkae, Bangkok 10160  
Tel (662) 421-5402, (662) 444-0152-3, Fax (662) 809-4584  
www.qcalibration.com



CERTIFICATE No : 23T6748  
REFERENCE No : 69853-2

PAGE : 1 OF 2

## Certificate of Calibration

**EQUIPMENT** : WATER BATH  
**MANUFACTURER** : MEMMERT  
**MODEL** : WPE 45  
**SERIAL No** : L711.0024  
**ID No** : EQL-147  
**CONDITION AS RECEIVED** : USED ITEM  
**SUBMITTED BY** : TEST TECH CO., LTD.  
30,32 RAMA II SOI 63, RAMA II RD., SAMAEDAM,  
BANGKHUNTHIAN, BANGKOK 10150

**CALIBRATED BY** : 

**CALIBRATION DATE** : 10-Jul-23

**APPROVED BY** : 

**ISSUED DATE** : 17-Jul-23

**RECEIVED DATE** : 10-Jul-23

THIS CERTIFICATE MAY NOT BE REPRODUCED OTHER THAN IN FULL EXCEPT WITH THE PRIOR WRITTEN APPROVAL OF  
QUALITY CALIBRATION CO., LTD.

F-G010 REV : 03





# QUALITY CALIBRATION CO.,LTD.

235 Petchkasem 63/2 Road, Laksong, Bangkae, Bangkok 10160

Tel (662) 421-5402, (662) 444-0152-3, Fax (662) 809-4584

www.qcalibration.com

CERTIFICATE No : 23T6748

PAGE : 2 OF 2

## Calibration Report

EQUIPMENT : WATER BATH  
MANUFACTURER : MEMMERT  
ID NUMBER : EQL-147  
RECEIVED DATE : 10-Jul-23  
AMBIENT TEMPERATURE : 24 °C ± 1 °C  
MODEL : WPE 45  
SERIAL NUMBER : L711.0024  
CALIBRATION DATE : 10-Jul-23  
RELATIVE HUMIDITY : 53 %RH ± 10 % RH

### CONDITION OF THIS RESULTS OF CALIBRATION

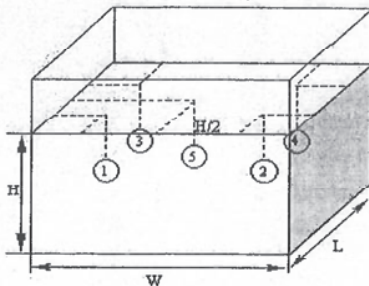
1. THIS INSTRUMENT WAS CALIBRATED ACCORDING TO ASTM E715-80 (REAPPROVED 2001) BY COMPARISON WITH CALIBRATED RTD. THE PROBES WERE PLACED ON FIVE POINTS AND LOCATED ONE PROBE IN EACH OF THE FOUR CORNERS OF THE BATH AND PLACED THE FIFTH RTD WITHIN 2.5 cm. OF THE GEOMETRIC CENTER OF THE WATER VOLUME (REFERENCE LOCATION) UNDER NO LOAD CONDITION.

2. REFERENCE STANDARD INSTRUMENTS :-

INSTRUMENT	MODEL	SERIAL No	CERTIFICATE No	DUE DATE
1) DATA LOGGER WITH RTD	2625A	6603614	22T7514	05-Aug-23

3. THE CERTIFICATE IS VALID FOR THE ITEM CALIBRATED AS SHOWN ON THE DATE AND PLACE OF CALIBRATION ONLY.  
4. THIS RESULT EXCLUDE LONG TERM STABILITY OF THE UNIT UNDER CALIBRATION.  
5. THIS CERTIFICATE IS TRACEABLE TO THE INTERNATIONAL SYSTEM OF UNIT MAINTAINED AT:-  
- NATIONAL INSTITUTE OF METROLOGY (THAILAND) THROUGH QUALITY CALIBRATION CO.,LTD.

**RESULT OF CALIBRATION :-** WITHOUT ADJUSTMENT



PROBE INSTALLATION  
POSITION IN THE BATH

### GENERAL INFORMATION

Overall Variation of Ambient Temperature around the Bath (°C) : 1.4
Overall Variation of Line Voltage (V) : 3
Instrument Condition : Normal
Bath Inner Size (W*L*H) : 59*35*22 cm

### BATH PERFORMANCE

Calibrate Point (°C)	Temperature Stability (±°C)	Average All Location (±°C)	Radius Uniformity (°C)	Axial Uniformity (°C)	Overall Variation (°C)
41.5	0.03	41.49	0.03	0.02	0.07
44.5	0.04	44.50	0.02	0.01	0.11

### TEMPERATURE MEASUREMENT ACCURACY TEST

Controller Temp (°C)	Indicating Temp (°C)	Measured Temperature (°C) at Spread Locations					Uncertainty (± °C)
		#1	#2	#3	#4	Ref. 5	
41.5	41.5	41.48	41.50	41.49	41.51	41.48	0.14
44.5	44.5	44.50	44.51	44.50	44.49	44.51	0.14

NOTE 1 : THE UNCERTAINTY OF MEASUREMENT EXCLUDED TEMPERATURE UNIFORMITY OF THE BATH.

NOTE 2 : THIS CALIBRATION WAS CARRIED OUT AT THE CUSTOMER'S PLACE AT LABORATORY AREA.  
THE REPORTED UNCERTAINTY OF MEASUREMENT WAS BASED ON A STANDARD UNCERTAINTY M  
COVERAGE FACTOR k =2, PROVIDING A LEVEL OF CONFIDENCE APPROXIMATELY 95%.

END OF CALIBRATION REPORT



**QUALITY CALIBRATION CO.,LTD.**  
235 Petchkasem 63/2 Road, Laksong, Bangkae, Bangkok 10160  
Tel (662) 421-5402, (662) 444-0152-3, Fax (662) 809-4584  
www.qcalibration.com



CERTIFICATE No : 23T6747  
REFERENCE No : 69853-1


PAGE : 1 OF 2

## Certificate of Calibration

**EQUIPMENT** : WATER BATH  
**MANUFACTURER** : N/A  
**MODEL** : N/A  
**SERIAL No** : N/A  
**ID No** : EQL-046  
**CONDITION AS RECEIVED** : USED ITEM  
**SUBMITTED BY** : TEST TECH CO., LTD.  
30,32 RAMA II SOI 63, RAMA II RD., SAMAEDAM,  
BANGKHUNTHIAN, BANGKOK 10150

**CALIBRATED BY** : 

**CALIBRATION DATE** : 10-Jul-23

**APPROVED BY** : 

**ISSUED DATE** : 17-Jul-23

**RECEIVED DATE** : 10-Jul-23

THIS CERTIFICATE MAY NOT BE REPRODUCED OTHER THAN IN FULL EXCEPT WITH THE PRIOR WRITTEN APPROVAL OF  
QUALITY CALIBRATION CO., LTD.





## Calibration Report

EQUIPMENT : WATER BATH  
MANUFACTURER : N/A  
ID NUMBER : EQL-046  
RECEIVED DATE : 10-Jul-23  
AMBIENT TEMPERATURE : 24 °C ± 1 °C  
MODEL : N/A  
SERIAL NUMBER : N/A  
CALIBRATION DATE : 10-Jul-23  
RELATIVE HUMIDITY : 53 %RH ± 10 % RH

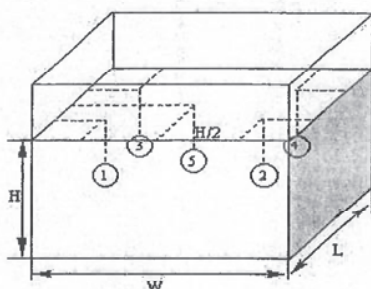
### CONDITION OF THIS RESULTS OF CALIBRATION

1. THIS INSTRUMENT WAS CALIBRATED ACCORDING TO ASTM E715-80 (REAPPROVED 2001) BY COMPARISON WITH CALIBRATED RTD. THE PROBES WERE PLACED ON FIVE POINTS AND LOCATED ONE PROBE IN EACH OF THE FOUR CORNERS OF THE BATH AND PLACED THE FIFTH RTD WITHIN 2.5 cm. OF THE GEOMETRIC CENTER OF THE WATER VOLUME (REFERENCE LOCATION) UNDER NO LOAD CONDITION.
2. REFERENCE STANDARD INSTRUMENTS :-

INSTRUMENT	MODEL	SERIAL No	CERTIFICATE No	DUE DATE
DATA LOGGER WITH RTD	2625A	6603614	22T7514	05-Aug-23

3. THE CERTIFICATE IS VALID FOR THE ITEM CALIBRATED AS SHOWN ON THE DATE AND PLACE OF CALIBRATION ONLY.
4. THIS RESULT EXCLUDE LONG TERM STABILITY OF THE UNIT UNDER CALIBRATION.
5. THIS CERTIFICATE IS TRACEABLE TO THE INTERNATIONAL SYSTEM OF UNIT MAINTAINED AT:-  
- NATIONAL INSTITUTE OF METROLOGY (THAILAND) THROUGH QUALITY CALIBRATION CO.,LTD.

**RESULT OF CALIBRATION :-** WITHOUT ADJUSTMENT



PROBE INSTALLATION  
POSITION IN THE BATH

### GENERAL INFORMATION

Overall Variation of Ambient Temperature around the Bath (°C) : 2.3
Overall Variation of Line Voltage (V) : 10
Instrument Condition : Normal
Bath Inner Size (W*L*H) : 45*33*13 cm

### BATH PERFORMANCE

Calibrate Point (°C)	Temperature Stability (±°C)	Average All Location (±°C)	Radius Uniformity (°C)	Axial Uniformity (°C)	Overall Variation (°C)
44.5	0.04	44.52	0.01	0.02	0.08
45.0	0.01	45.04	0.01	0.02	0.03
50.0	0.06	49.99	0.01	0.02	0.14

### TEMPERATURE MEASUREMENT ACCURACY TEST

Controller Temp (°C)	Indicating Temp (°C)	Measured Temperature (°C) at Spread Locations					Uncertainty (± °C)
		#1	#2	#3	#4	Ref. 5	
44.5	44.5	44.52	44.52	44.52	44.52	44.52	0.14
45.0	45.0	45.04	45.04	45.04	45.04	45.04	0.14
50.0	50.0	49.99	49.99	49.98	49.98	49.99	0.15

NOTE 1 : THE UNCERTAINTY OF MEASUREMENT EXCLUDED TEMPERATURE UNIFORMITY OF THE BATH.

NOTE 2 : THIS CALIBRATION WAS CARRIED OUT AT THE CUSTOMER'S PLACE AT LABORATORY AREA.

THE REPORTED UNCERTAINTY OF MEASUREMENT WAS BASED ON A STANDARD UNCERTAINTY M  
COVERAGE FACTOR k =2, PROVIDING A LEVEL OF CONFIDENCE APPROXIMATELY 95%.

END OF CALIBRATION REPORT

ซ13

---

ใบรับรองการทวนสอบ “เครื่องนึ่งฆ่าเชื้อ”  
(Calibration Certificate of Autoclave)



**QUALITY CALIBRATION CO.,LTD.**

235 Petchkasem 63/2 Road, Laksong, Bangkae, Bangkok 10160  
Tel (662) 421-5402, (662) 444-0152-3, Fax (662) 809-4584  
www.qcalibration.com




CERTIFICATE No : 23T1391  
REFERENCE No : 68175-1

PAGE : 1 OF 2

**Certificate of Calibration**

**EQUIPMENT** : AUTOCLAVE  
**MANUFACTURER** : HIRAYAMA  
**MODEL** : HVE-50  
**SERIAL No** : 30612085166  
**No** : EQL-155  
**CONDITION AS RECEIVED** : USED ITEM  
**SUBMITTED BY** : TEST TECH CO., LTD.  
30,32 RAMA II SOI 63, RAMA II RD.,  
SAMAEDAM, BANGKHUNTHIAN, BANGKOK  
10150

**CALIBRATED BY** : 

**CALIBRATION DATE** : 13-Feb-23

**APPROVED BY** : 

**ISSUED DATE** : 14-Feb-23

**RECEIVED DATE** : 13-Feb-23

THIS CERTIFICATE MAY NOT BE REPRODUCED OTHER THAN IN FULL EXCEPT WITH THE PRIOR WRITTEN APPROVAL OF  
QUALITY CALIBRATION CO., LTD.

F-G010 REV : 02





## QUALITY CALIBRATION CO.,LTD.

235 Petchkasem 63/2 Road, Laksong, Bangkae, Bangkok 10160

Tel (662) 421-5402, (662) 444-0152-3, Fax (662) 809-4584

www.qcalibration.com

CERTIFICATE No : 23T1391

PAGE : 2 OF 2

### Calibration Report

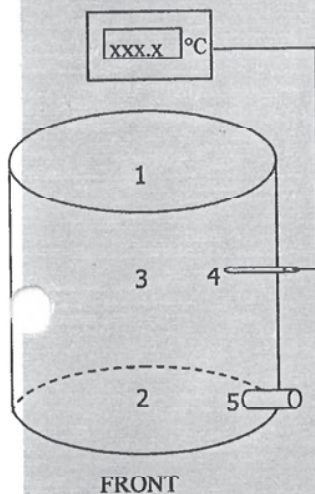
EQUIPMENT : AUTOCLAVE  
MANUFACTURER : HIRAYAMA  
ID NUMBER : EQL-155  
RECEIVED DATE : 13-Feb-23  
AMBIENT TEMPERATURE : 30° C ± 1° C  
MODEL : HVE-50  
SERIAL NUMBER : 30612085166  
CALIBRATION DATE : 13-Feb-23  
RELATIVE HUMIDITY : 50 %RH ± 10 % RH

#### CONDITION OF THIS RESULTS OF CALIBRATION

1. THIS INSTRUMENT WAS CALIBRATED BASED ON BS 2646 : Part 5 : 1993 BY COMPARISON WITH CALIBRATED THERMOCOUPLE TYPE K UNDER NO LOAD CONDITION. THE THERMOCOUPLES WERE PLACED ON FIVE LOCATIONS AS SHOWN IN THE PICTURE. TWO PROBES WERE PLACES NEAR TOP AND BOTTOM WALL AND EACH PROBE WAS AWAY FROM THE EACH WALL OF 5 cm TO 10 cm. AND PLACED THE THIRD PROBE WITHIN 2.5 cm. OF THE GEOMETRIC CENTER OF THE INSTRUMENT CHAMBER. PROBE NUMBER 4 WAS ATTACHED TO THE LOAD TEMPERATURE PROBE, IF FITTED, WITHIN 20 mm OF ITS TIP. PROBE NUMBER 5 WAS PLACED IN THE CHAMBER DRAIN OR VENT WITHIN 100 mm OF ITS CONNECTION TO THE CHAMBER.
2. REFERENCE STANDARD INSTRUMENTS :-

- | INSTRUMENT     | MODEL    | SERIAL No        | CERTIFICATE No | DUE DATE  |
|----------------|----------|------------------|----------------|-----------|
| 1) DATA LOGGER | VALPROBE | S350, DV35, DN94 | 23T0885        | 27-Jan-24 |
3. THIS RESULT WAS FOUND ACCURATE AS SHOWN ON DATE AND PLACE OF CALIBRATION ONLY.
  4. THIS RESULT EXCLUDE LONG TERM STABILITY OF THE UNIT UNDER CALIBRATION.
  5. THIS CERTIFICATE IS TRACEABLE TO THE INTERNATIONAL SYSTEM OF UNIT MAINTAINED AT:-  
- NATIONAL INSTITUTE OF METROLOGY (THAILAND) THROUGH QUALITY CALIBRATION CO.,LTD.

#### RESULT OF CALIBRATION :- WITHOUT ADJUSTMENT



#### GENERAL INFORMATION

Overall Ambient Temperature around the Chamber variation : 1.2 °C  
Autoclave Condition : Normal  
Chamber Size (Diameter\*H): 30 \* 71 cm

#### CHAMBER PERFORMANCE

Controller Temperature (°C)	Average All Locations (°C)	Temperature Stability (±°C)	Temperature Uniformity (°C)	Overall Variation (°C)	Pressure (MPa)	Holding time (min)	Operating Cycle time (min)
116	116.48	0.09	0.10	0.27	0.090	15	60
122	122.43	0.09	0.13	0.27	0.130	15	60

#### TEMPERATURE MEASUREMENT ACCURACY TEST(° C)

Cont Temp	Ind Temp	Measured Temperature ( °C) at Spread Locations					Uncertainty (± °C)
		#1	#2	#3	#4	#5	
116	116	116.45	116.50	116.53	116.45	116.45	0.59
122	122	122.40	122.46	122.50	122.39	122.39	0.59

NOTE 1 : THE UNCERTAINTY OF MEASUREMENT OF TEMPERATURE MEASUREMENT ACCURACY TEST EXCLUDED TEMPERATURE UNIFORMITY OF THE CHAMBER.

NOTE 2 : THE STABILITY TERM IN THE UNCERTAINTY BUDGET WAS REPLACED BY THE STANDARD REPEATABILITY.

NOTE 3: LOCATION 3 WAS REFERENCE LOCATION.

NOTE 4 : THIS CALIBRATION WAS CARRIED OUT AT THE CUSTOMER'S PLACE AT LABORATORY AREA.

THE REPORTED UNCERTAINTY OF MEASUREMENT WAS BASED ON A STANDARD UNCERTAINTY MULTIPLIED FACTOR k =2, PROVIDING A LEVEL OF CONFIDENCE APPROXIMATELY 95%.

END OF CALIBRATION REPORT


F-GU



ซ14

---

ใบรับรองการทวนสอบ “เครื่อง Spectrophotometer”  
(Calibration Certificate of Spectrophotometer)





**Bara Scientific Co., Ltd.**

968 U Chu Liang Building Floor7 Rama4 Road  
Silom Bangrak Bangkok Thailand 10500  
Tel : 02-6324300 Fax : 02-6375496-7  
www.barascientific.com



# Certificate of Calibration

Number of Page(s) 1 of 3

**Certificate No.** BSCC-UV-163/23  
**Equipment** UV/Vis Spectrophotometer  
**Model** UV-1900i  
**Manufacturer** Shimadzu  
**Serial No.** A12535780311ML  
**ID No.** EQL-233  
**Date of receipt** 27 April 2023  
**Date of calibration** 27 April 2023  
**Date of issue** 8 May 2023

**Customer name** Test Tech Co., Ltd.

**Address** 30, 32 Rama II Soi 63, Rama II RD., Samaedam, Bangkhunthian, Bangkok 10150

**Temperature** (23.5-24.4) °C (On site)  
**Humidity** (50.8-48.2) %RH (On site)

**Equipment condition** Good Operation

**Calibration Location** Clean Room Circubond

**Calibration Procedure** In-house method WI-UV-702-01 based on ASTM E275-01

**Traceability** Wavelength Accuracy is traceable to certificate No. 96367 and 96366  
Photometric Accuracy is traceable to certificate No. 99925 and 96363  
Stray Light is traceable to certificate No. 96346  
The above certificate are traceable to SI unit through Sarna Scientific Ltd.  
(UKAS accredited calibration laboratory NO. 0659)

**Calibrated by** Mr.Poomjai Korsawatvorakul

Approved by



Technical Manager

The above results are valid exclusively for the calibrated item(s) as mention in this report / certificate.  
Advertising the report / Certificate and publicity of the results are prohibited and also shall not be reproduced  
except in full, without written approval of the Bara Scientific Co., Ltd.

**Bara Scientific Co., Ltd.**

968 U Chu Liang Building Floor7 Rama4 Road  
Silom Bangrak Bangkok Thailand 10500  
Tel : 02-6324300 Fax : 02-6375496-7  
www.barascientific.com



# Certificate of Calibration

Certificate No. **BSCC-UV-163/23**Number of Page(s) **2 of 3****Calibration Results:****1.Wavelength Accuracy**

Certified Wavelength (nm)	UUC (nm)	Error (nm)	Uncertainty ( $\pm$ nm)
279.44	279.17	-0.27	0.18
418.53	418.45	-0.08	0.18
536.52	536.58	0.06	0.18
684.50	684.62	0.12	0.18
879.41	879.43	0.02	0.18

**2.Photometric Accuracy (UV)**

Wavelength (nm)	Certified Absorbance (A)	UUC (A)	Error (A)	Uncertainty ( $\pm$ A)
235	CNR	CNR	CNR	CNR
	CNR	CNR	CNR	CNR
257	0.0000	0.0000	0.0000	0.0075
	0.8552	0.8532	-0.0020	0.0075
313	CNR	CNR	CNR	CNR
	CNR	CNR	CNR	CNR
350	0.0000	0.0001	0.0001	0.0075
	0.6349	0.6336	-0.0013	0.0075

\*CNR = Customer not request

The above results are valid exclusively for the calibrated item(s) as mention in this report / certificate.  
Advertising the report / Certificate and publicity of the results are prohibited and also shall not be reproduced  
except in full, without written approval of the Bara Scientific Co., Ltd.



# Certificate of Calibration

Certificate No. **BSCC-UV-163/23**

Number of Page(s)

3 of 3

## Calibration Results:

### 3. Photometric Accuracy (Visible)

Wavelength (nm)	Certified Absorbance (A)	UUC (A)	Error (A)	Uncertainty ( $\pm A$ )
420.0	0.0000	0.0000	0.0000	0.0042
	0.5472	0.5485	0.0013	0.0042
	0.7637	0.7637	0.0000	0.0042
	1.0480	1.0494	0.0014	0.0042
440.0	0.0000	0.0000	0.0000	0.0042
	0.5371	0.5384	0.0013	0.0042
	0.7457	0.7457	0.0000	0.0042
	1.0233	1.0247	0.0014	0.0042
465.0	CNR	CNR	CNR	0.0042
	CNR	CNR	CNR	0.0042
	CNR	CNR	CNR	0.0042
	CNR	CNR	CNR	0.0042
546.1	0.0000	0.0000	0.0000	0.0042
	0.5006	0.5017	0.0011	0.0042
	0.6961	0.6954	-0.0007	0.0042
	0.9563	0.9565	0.0002	0.0042
590.0	CNR	CNR	CNR	0.0042
	CNR	CNR	CNR	0.0042
	CNR	CNR	CNR	0.0042
	CNR	CNR	CNR	0.0042
635.0	0.0000	0.0000	0.0000	0.0042
	0.5137	0.5147	0.0010	0.0042
	0.6907	0.6900	-0.0007	0.0042
	0.9533	0.9536	0.0003	0.0042

\*CNR = Customer not request

### 4. Stray Light\*

Standard cut-off wavelength (nm)	Unit Under Calibration(UUC)		
	Wavelength (nm)	Transmission (%T)	Absorbance (A)
200.91 $\pm$ 0.11nm	200.55	0.9670	2.0147


The Stray light transmission reference is less than 1.0%T and Stray light absorbance reference is greater than 2.00A

\*Stray Light not NSC-ONSC Accredited.

The measurement uncertainty is base on a standard uncertainty multiplied by a coverage factor k=2 providing a level of confidence of approximately 95%.

**\*\*\*End of Certificate\*\*\***

The above results are valid exclusively for the calibrated item(s) as mention in this report / certificate.  
Advertising the report / Certificate and publicity of the results are prohibited and also shall not be reproduced  
except in full, without written approval of the Bara Scientific Co., Ltd.



# Certificate of Calibration

<b>Equipment:</b>	SPECTROPHOTOMETER	<b>Certificate No.:</b>	C06230165
<b>Model:</b>	DR6000	<b>Issued Date:</b>	24 April 2023
<b>Serial No. (or ID.):</b>	1693421 (EQL-197)	<b>Job No.:</b>	KSPR2306121
<b>Manufacturer:</b>	HACH	<b>Page:</b>	1 of 3
<b>Condition:</b>	In Condition		

**Customer:** TEST TECH CO., LTD.  
30,32 Rama II Soi 63, Rama II Rd.,  
Samaedam, Bangkhuntien Bangkok 10150 Thailand

**Environment Condition:**

Temperature	25.3	°C	±	0.2	°C
Humidity	48.9	%RH	±	1.7	%RH

**Calibration Place:** TEST TECH CO., LTD. ( แผนกน้ำดี )  
30,32 Rama II Soi 63, Rama II Rd.,  
Samaedam, Bangkhuntien Bangkok 10150 Thailand

**Calibration By:** [Redacted]  
**Calibration Date:** 21 April 2023  
**The Method used:** In house method, CAL-WI-24, base on ASTM E 275-08 and ASTM E 387-04  
**Traceability:** This certificate is traceable to the CRM maintained by National Institute of Standards and Technology (NIST) through Starna Scientific Limited.

The standard for Wavelength Certificate No. 93907 and 93914  
The standard for Photometric Certificate No. 94010 and 93900  
The standard for Stray light Certificate No. 93903 and 93902  
The standard for Spectral resolution Certificate No. 103140



Person in charge



Authorized signatory

This certificate is issued the units of measurement according to the International System of Units (SI). It provides traceability of measurement to international or national standard or other recognized national standard laboratories.

The measurement uncertainty stated is the expanded uncertainty which is obtained from the standard uncertainty multiplied by the coverage factor ( $k=2$ ) to provide a level of confidence of approximately 95%. It is determined in accordance with the Guide to Expression of Uncertainty in Measurement (GUM).

These results may be affected by deviations from specified conditions. The results relate only to the items tested, calibrated or sampled. The report shall not be reproduced except in full without approval of DKSH Technology Limited.

บริษัท ดีเคเอสเอช เทคโนโลยี จำกัด  
DKSH Technology Limited  
2533 ถนนสุขุมวิท แขวงคลองเตย เขตวัฒนา กรุงเทพมหานคร 10260  
2533 Sukhumvit Road, Bangchak, Phrekanong, Bangkok 10260  
Phone: +66 2639 7000 Email: info.calibration@dksh.com Website: www.dksh.com/scientific-thailand

**Calibration Results:**
**Without Adjustment**

Wavelength Accuracy (nm), The spectral bandwidth of Std at 2 nm and UUC at 2 nm

Standard Wavelength	Unit Under Calibration	Correction	Uncertainty
418.61	418.5	0.11	0.13
536.66	536.7	-0.04	0.13
637.98	637.9	0.08	0.13
748.48	748.7	-0.22	0.13
807.03	807.5	-0.47	0.13

**Photometric Accuracy (Absorbance)**

Wavelength	Standard absorbance	Unit Under Calibration	Correction	Uncertainty
420 nm	0.0000	0.000	0.0000	0.0045
	0.5816	0.580	0.0016	0.0045
	0.7130	0.712	0.0010	0.0045
	1.0151	1.013	0.0021	0.0045
440 nm	0.0000	0.000	0.0000	0.0045
	0.5649	0.563	0.0019	0.0045
	0.7012	0.699	0.0022	0.0045
	0.9982	0.996	0.0022	0.0045
465 nm	0.0000	0.000	0.0000	0.0045
	0.5249	0.524	0.0009	0.0045
	0.6621	0.661	0.0011	0.0045
	0.9420	0.939	0.0030	0.0045
546.1 nm	0.0000	0.000	0.0000	0.0045
	0.5214	0.520	0.0014	0.0045
	0.6982	0.697	0.0012	0.0045
	0.9947	0.992	0.0027	0.0045
590 nm	0.0000	0.000	0.0000	0.0045
	0.5549	0.553	0.0019	0.0045
	0.7736	0.771	0.0026	0.0045
	1.1041	1.101	0.0031	0.0045
635 nm	0.0000	0.000	0.0000	0.0045
	0.5621	0.561	0.0011	0.0045
	0.7630	0.761	0.0020	0.0045
	1.0890	1.086	0.0030	0.0045

**Calibration Results:**
**Without Adjustment**
**Photometric Accuracy (Absorbance)**

Wavelength	Standard absorbance	Unit Under Calibration	Correction	Uncertainty
235 nm	0.0000	0.000	0.0000	0.0080
	0.7440	0.737	0.0070	0.0080
257 nm	0.0000	0.000	0.0000	0.0080
	0.8635	0.855	0.0085	0.0080
313 nm	0.0000	0.000	0.0000	0.0080
	0.2902	0.288	0.0022	0.0080
350 nm	0.0000	0.000	0.0000	0.0080
	0.6409	0.634	0.0069	0.0080

**Stray light \***

Standard: cut-off	UUC: Wavelength (nm)	UUC: Transmission (%T)	Absorbance (A)
260.51 +/- 0.11 nm	260.5	0.7	2.155
391.84 +/- 0.11 nm	391.8	1.2	1.921

**Spectral Resolution \***

Nominal Concentration 0.02 % v/v	Peak	Trough	Ratio	SBW
Standard Wavelength ( nm )	268.73	266.77	1.35	2.00
UUC: Wavelength (nm)	268.6	266.6		
Std Absorbance ( A )	0.4237	0.2591		
Absorbance ( A )	0.385	0.285		

\* Calibration Marked " Not TISI Accredited " in this Certificate have been included for completeness.

**The End of Certificate**



๗15

---

ใบรับรองการทวนสอบ “เครื่องกลั่นไนโตรเจน”

(Calibration Certificate of Distillation Unit VAPODEST

VAP20, VAP30s)



การดูแลบำรุงรักษาเชิงป้องกัน

**Preventive Maintenance**



บริษัท ดีเคเอสเอช เทคโนโลยี จำกัด

ฝ่ายบริการหลังการขาย

โทร 0 2 639 7000 E-mail: [service.tec.th@dksh.com](mailto:service.tec.th@dksh.com)

ฝ่ายขายและการตลาด

โทร 0 2 639 7000 E-Mail : [marketing.tec.th@dksh.com](mailto:marketing.tec.th@dksh.com)

Website : [www.dksh.co.th/technology/scientific-thailand](http://www.dksh.co.th/technology/scientific-thailand)

## **เงื่อนไขการให้บริการ Preventive Maintenance**

บริษัทฯ จะส่งวิศวกรผู้ชำนาญ เพื่อให้บริการตามขอบข่ายของการบริการ เฉพาะ ในวันและเวลา ราชการ หากมีความประสงค์ที่จะรับบริการนอกเหนือจากวัน เวลา ราชการ (วันหยุดเสาร์ – อาทิตย์ หรือวันหยุด นักชดถุณย์) บริษัทฯ จะคิดค่าบริการเพิ่มเติมตามอัตราที่กฎหมายแรงงานกำหนดไว้

### **ขอบข่ายการบริการ**

- ตรวจสอบสภาพการทำงานต่าง ๆ ของเครื่องมือ
- ทดสอบประสิทธิภาพการทำงานของเครื่องมือ
- รายการผลการตรวจสอบเครื่องมือ

### **หมายเหตุ**

- ราคาไม่รวมถึงค่าบริการซ่อม หรือ เปลี่ยนอะไหล่ที่ชำรุดเสียหาย หรือหมดสภาพการใช้งาน
- ในกรณีที่ผู้รับบริการอยู่นอกเขตพื้นที่ให้บริการ บริษัทฯ จำเป็นต้องคิดค่าใช้จ่ายเพิ่มเติม ได้แก่ ค่าเดินทาง เป็นต้น
- บริษัทฯ ขอสงวนสิทธิ์ในการเปลี่ยนแปลงราคา โดยไม่แจ้งให้ทราบล่วงหน้า



## ช่องทางการติดต่อ



DKSH Technology Limited (บริษัท ดีเคเอสเอช เทคโนโลยี จำกัด)

เลขที่ 2533 ถนนสุขุมวิท แขวงบางจาก เขตพระโขนง กรุงเทพฯ 10260

เลขประจำตัวผู้เสียภาษี 010-555-001-4547 (สำนักงานใหญ่)



Call center 0 2 639 7000



DKSH Scientific



[www.dksh.com/scientific-thailand](http://www.dksh.com/scientific-thailand)



[marketing.tec.th@dksh.com](mailto:marketing.tec.th@dksh.com)



@dkshscientific

## Preventive Maintenance Contract

จำนวนในการทำสัญญาบริการ .....1..... ครั้ง ต่อ ปี

ครั้งที่1/1วันที่.....28 Mar 2023.....

### รายละเอียดผู้รับบริการ

หน่วยงาน	บริษัท เทสต์ เทค จำกัด		
ที่อยู่	30,32 ซอยพระรามที่ 2 ซอย 63 ถนนพระรามที่ 2 แขวงสามกิโล เขตบางขุนเทียน กรุงเทพมหานคร 10150		
โทรศัพท์	0-2893-4211-7	แฟกซ์	0-2893-4218

### ผู้ติดต่อ

ชื่อ - นามสกุล	[REDACTED]			
ตำแหน่ง	หัวหน้าส่วน			
โทรศัพท์	0-2893-4211-7	เบอร์ต่อ		แฟกซ์ 0-2893-4218
E-mail	Lab_center@testtech.co.th			

### รายละเอียดผู้ให้บริการ

บริษัท ดีเคเอสเอช เทคโนโลยี จำกัด (ฝ่ายบริการหลังการขาย) (สำนักงานใหญ่)	
เลขที่ 2533 ถนนสุขุมวิท แขวงบางจาก เขตพระโขนง กรุงเทพฯ 10260	
โทรศัพท์ 0 2 693 7000 Email: siriporn.sy@dksh.com Line ID : siripon3007	
เจ้าหน้าที่ประสานงาน : [REDACTED] โทรศัพท์ 090 678 6924 , 02 301 7467	
เจ้าหน้าที่ผู้ให้บริการ	[REDACTED]
ตำแหน่ง	Specialist, Technical Service.
โทรศัพท์	0938138736 แฟกซ์ -
E-mail	Jirayut.js@dksh.com

ลงนามผู้รับบริการ	[REDACTED]	ลงนามผู้ให้บริการ	[REDACTED]
ตัวบรรจง	(.....)	ตัวบรรจง	(.....)
ตำแหน่ง		ตำแหน่ง	Specialist, Technical Service
วันที่ / ประทับตราบริษัท		วันที่ / ประทับตราบริษัท	28/3/2023

JOB No: Lspr2302591

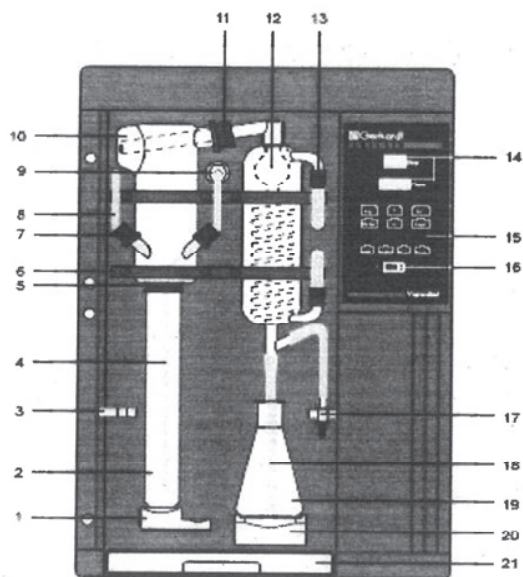
MODEL: Vap30

S/N: 003718

Part : Operational Qualification (OQ)

ตรวจสอบสภาพเครื่อง

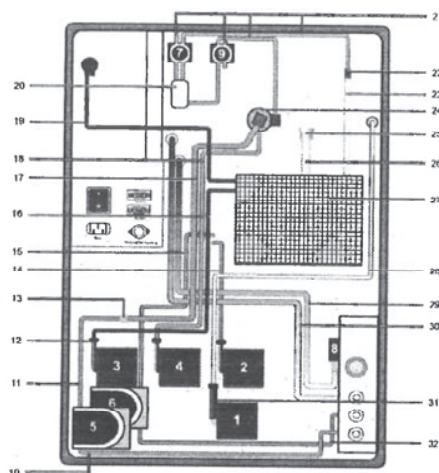
FRONT



	Pass	Fail	N/A	Remark
1. Quick clamping device with wedge	<input checked="" type="checkbox"/>	<input type="checkbox"/>	<input type="checkbox"/>	.....
2. Kjeldatherm digestion tube	<input checked="" type="checkbox"/>	<input type="checkbox"/>	<input type="checkbox"/>	.....
3. Holder for steam inlet tubing	<input checked="" type="checkbox"/>	<input type="checkbox"/>	<input type="checkbox"/>	.....
4. PTFP-Inlet tubing, steam	<input checked="" type="checkbox"/>	<input type="checkbox"/>	<input type="checkbox"/>	.....
5. Viton-cone	<input checked="" type="checkbox"/>	<input type="checkbox"/>	<input type="checkbox"/>	.....
6. Clamping for glassware	<input checked="" type="checkbox"/>	<input type="checkbox"/>	<input type="checkbox"/>	.....
7. Screw cap GL18 with silicone seal	<input checked="" type="checkbox"/>	<input type="checkbox"/>	<input type="checkbox"/>	.....
8. PTFP-Inlet tubing, NaOH	<input checked="" type="checkbox"/>	<input type="checkbox"/>	<input type="checkbox"/>	.....
9. PP-Distributor with PP-threaded joint	<input checked="" type="checkbox"/>	<input type="checkbox"/>	<input type="checkbox"/>	.....
10. Distribution head, glass	<input checked="" type="checkbox"/>	<input type="checkbox"/>	<input type="checkbox"/>	.....
11. Screw cap GL32 with silicone seal	<input checked="" type="checkbox"/>	<input type="checkbox"/>	<input type="checkbox"/>	.....
12. Distillation condenser	<input checked="" type="checkbox"/>	<input type="checkbox"/>	<input type="checkbox"/>	.....
13. Screw cap GL14 with plastic screw connection	<input checked="" type="checkbox"/>	<input type="checkbox"/>	<input type="checkbox"/>	.....
14. Display	<input checked="" type="checkbox"/>	<input type="checkbox"/>	<input type="checkbox"/>	.....
15. Keyboard, chemical-resistant	<input checked="" type="checkbox"/>	<input type="checkbox"/>	<input type="checkbox"/>	.....
16. Main switch, green	<input checked="" type="checkbox"/>	<input type="checkbox"/>	<input type="checkbox"/>	.....
17. Ventilation valve	<input checked="" type="checkbox"/>	<input type="checkbox"/>	<input type="checkbox"/>	.....
18. Distillate outlet tubing	<input checked="" type="checkbox"/>	<input type="checkbox"/>	<input type="checkbox"/>	.....
19. Erlenmeyer flask	<input checked="" type="checkbox"/>	<input type="checkbox"/>	<input type="checkbox"/>	.....
20. Platform	<input checked="" type="checkbox"/>	<input type="checkbox"/>	<input type="checkbox"/>	.....
21. Drip tray	<input checked="" type="checkbox"/>	<input type="checkbox"/>	<input type="checkbox"/>	.....



REAR



	Pass	Fail	N/A	Remark
1. Diaphragm pump NaOH	<input checked="" type="checkbox"/>	<input type="checkbox"/>	<input type="checkbox"/>	.....
2. Diaphragm pump H <sub>3</sub> BO <sub>3</sub>	<input type="checkbox"/>	<input type="checkbox"/>	<input checked="" type="checkbox"/>	vap 40 only
3. Diaphragm pump H <sub>2</sub> O for steam generator	<input checked="" type="checkbox"/>	<input type="checkbox"/>	<input type="checkbox"/>	.....
4. Diaphragm pump H <sub>2</sub> O for sample	<input checked="" type="checkbox"/>	<input type="checkbox"/>	<input type="checkbox"/>	vap 30,40 only
5. Peristaltic pump for suction sample	<input checked="" type="checkbox"/>	<input type="checkbox"/>	<input type="checkbox"/>	vap 30,40 only
6. Peristaltic pump for suction receiver	<input type="checkbox"/>	<input type="checkbox"/>	<input checked="" type="checkbox"/>	option
7. Pinch-solenoid valve, steam	<input checked="" type="checkbox"/>	<input type="checkbox"/>	<input type="checkbox"/>	.....
8. Magnetic valve with pressure control	<input checked="" type="checkbox"/>	<input type="checkbox"/>	<input type="checkbox"/>	.....
9. Pinch-solenoid valve, shut-off	<input checked="" type="checkbox"/>	<input type="checkbox"/>	<input type="checkbox"/>	.....
10. Verprene-tubing 4x8 mm.	<input checked="" type="checkbox"/>	<input type="checkbox"/>	<input type="checkbox"/>	.....
11. Verprene-tubing 4x8 mm.	<input checked="" type="checkbox"/>	<input type="checkbox"/>	<input type="checkbox"/>	vap 30,40 only
12. Non-return valve for diaphragm pumps	<input checked="" type="checkbox"/>	<input type="checkbox"/>	<input type="checkbox"/>	.....
13. Tubing reduction PP 51x10x5 mm.	<input checked="" type="checkbox"/>	<input type="checkbox"/>	<input type="checkbox"/>	vap 30,40 only
14. Silicone tubing 4x7 mm.	<input type="checkbox"/>	<input type="checkbox"/>	<input checked="" type="checkbox"/>	vap 40 only
15. Silicone tubing 4x7 mm.	<input type="checkbox"/>	<input type="checkbox"/>	<input checked="" type="checkbox"/>	option
16. Silicone -tubing 4x7 mm.	<input checked="" type="checkbox"/>	<input type="checkbox"/>	<input type="checkbox"/>	.....
17. Verprene-tubing 8x12 mm.	<input checked="" type="checkbox"/>	<input type="checkbox"/>	<input type="checkbox"/>	vap 30,40 only
18. Verprene tubing 4x7 mm.	<input checked="" type="checkbox"/>	<input type="checkbox"/>	<input type="checkbox"/>	vap 30,40 only
19. Silicone tubing 4x7 mm.	<input checked="" type="checkbox"/>	<input type="checkbox"/>	<input type="checkbox"/>	.....
20. Ventilation glass	<input checked="" type="checkbox"/>	<input type="checkbox"/>	<input type="checkbox"/>	.....
21. Novoprene-tubing 4.8x8 mm.	<input checked="" type="checkbox"/>	<input type="checkbox"/>	<input type="checkbox"/>	.....
22. Tubing reduction	<input checked="" type="checkbox"/>	<input type="checkbox"/>	<input type="checkbox"/>	.....
23. Silicone tubing 6x10 mm.	<input checked="" type="checkbox"/>	<input type="checkbox"/>	<input type="checkbox"/>	.....
24. PP-distributor with PP-thread	<input checked="" type="checkbox"/>	<input type="checkbox"/>	<input type="checkbox"/>	.....
25. SKT-valve (built in with brass fitting)	<input checked="" type="checkbox"/>	<input type="checkbox"/>	<input type="checkbox"/>	.....
26. Silicone tubing 8x16x80 mm.	<input checked="" type="checkbox"/>	<input type="checkbox"/>	<input type="checkbox"/>	.....
27. Steam generator	<input checked="" type="checkbox"/>	<input type="checkbox"/>	<input type="checkbox"/>	.....
28. PTFE-inlet tubing NaOH	<input checked="" type="checkbox"/>	<input type="checkbox"/>	<input type="checkbox"/>	.....
29. Silicone tubing 8x16 for cooling water inlet	<input checked="" type="checkbox"/>	<input type="checkbox"/>	<input type="checkbox"/>	.....
30. Silicone tubing 8x16 for cooling water outlet	<input checked="" type="checkbox"/>	<input type="checkbox"/>	<input type="checkbox"/>	.....
31. Viton-tubing 6x12*50 mm.	<input checked="" type="checkbox"/>	<input type="checkbox"/>	<input type="checkbox"/>	.....
32. Silicone tubing 4x7 mm.	<input type="checkbox"/>	<input type="checkbox"/>	<input checked="" type="checkbox"/>	option

## รายละเอียดการตรวจสอบ

### ขั้นตอนการบริการ

#### ตรวจสอบระบบไฟฟ้า (Electrical Test)

- ความต้านทานทางไฟฟ้าของเครื่องกับกราวด์
- กระแสไฟฟ้าที่ใช้งาน

#### ตรวจสอบสภาพเครื่อง (Optical Test)

- Main cable
- Electric wiring
- Pumps
- Distribution Head
- Condensor
- Steam generator
- Tubing
- Viton cone

#### ตรวจสอบ Function การทำงาน (The Function Test)

- ระบบสร้างและควบคุมความดันของ Steam
- ระบบการเติมน้ำเข้า Sample Tube
- ระบบการเติม Na OH
- ระบบการ Suction ตั้ง Sample Tube และ Receiver

## รายงานผลการให้บริการ

### 1. TECHNICAL DATA

	Pass	Fail	N/A	Remark
Main Supply 220 volt + 10% 50 Hz with ground	<input checked="" type="checkbox"/>	<input type="checkbox"/>	<input type="checkbox"/>	.....
Norminal current	<input checked="" type="checkbox"/>	<input type="checkbox"/>	<input type="checkbox"/>	6 a .....

#### 1.1 COOLING WATER BATH

	Pass	Fail	N/A	Remark
Temperature 15-20 °C	<input checked="" type="checkbox"/>	<input type="checkbox"/>	<input type="checkbox"/>	.....
Cooling Water Outlet	<input checked="" type="checkbox"/>	<input type="checkbox"/>	<input type="checkbox"/>	.....
Control Temperature	<input checked="" type="checkbox"/>	<input type="checkbox"/>	<input type="checkbox"/>	.....

#### 1.2 OPTICAL TEST VAP..30..

	Pass	Fail	N/A	Remark
Screw cap GL14	<input checked="" type="checkbox"/>	<input type="checkbox"/>	<input type="checkbox"/>	.....
Screw cap GL18	<input checked="" type="checkbox"/>	<input type="checkbox"/>	<input type="checkbox"/>	.....
Screw cap GL32	<input checked="" type="checkbox"/>	<input type="checkbox"/>	<input type="checkbox"/>	.....
Distillation Head	<input checked="" type="checkbox"/>	<input type="checkbox"/>	<input type="checkbox"/>	.....
Condensor	<input checked="" type="checkbox"/>	<input type="checkbox"/>	<input type="checkbox"/>	.....
Viton Cone	<input checked="" type="checkbox"/>	<input type="checkbox"/>	<input type="checkbox"/>	.....
Ventilation Valve	<input checked="" type="checkbox"/>	<input type="checkbox"/>	<input type="checkbox"/>	.....
Micro Switch Sample	<input checked="" type="checkbox"/>	<input type="checkbox"/>	<input type="checkbox"/>	.....

### 2. SYSTEM COOLING WATER INLET

	Pass	Fail	N/A	Remark
Cooling Water Inlet	<input checked="" type="checkbox"/>	<input type="checkbox"/>	<input type="checkbox"/>	.....
Cooling Water Outlet	<input checked="" type="checkbox"/>	<input type="checkbox"/>	<input type="checkbox"/>	.....
Magnetic valve	<input checked="" type="checkbox"/>	<input type="checkbox"/>	<input type="checkbox"/>	.....

### 3.SYSTEM CONTROL

	Pass	Fail	N/A	Remark
Key Board	<input checked="" type="checkbox"/>	<input type="checkbox"/>	<input type="checkbox"/>	.....
Display	<input checked="" type="checkbox"/>	<input type="checkbox"/>	<input type="checkbox"/>	.....
Program	<input checked="" type="checkbox"/>	<input type="checkbox"/>	<input type="checkbox"/>	.....
Adding H <sub>2</sub> O	<input checked="" type="checkbox"/>	<input type="checkbox"/>	<input type="checkbox"/>	vap 30,40 only
Adding NaOH	<input checked="" type="checkbox"/>	<input type="checkbox"/>	<input type="checkbox"/>	.....
Adding H <sub>3</sub> BO <sub>3</sub>	<input type="checkbox"/>	<input type="checkbox"/>	<input checked="" type="checkbox"/>	vap 40 only
Suction Sample	<input checked="" type="checkbox"/>	<input type="checkbox"/>	<input type="checkbox"/>	vap 30,40 only

### 4.SYSTEM DISTILLATION

	Pass	Fail	N/A	Remark
Boiler	<input checked="" type="checkbox"/>	<input type="checkbox"/>	<input type="checkbox"/>	.....
Level Sensor	<input checked="" type="checkbox"/>	<input type="checkbox"/>	<input type="checkbox"/>	.....
Novoprene-Tubing	<input checked="" type="checkbox"/>	<input type="checkbox"/>	<input type="checkbox"/>	.....
Solenoid Valve Shut-Off	<input checked="" type="checkbox"/>	<input type="checkbox"/>	<input type="checkbox"/>	.....
Solenoid Valve Steam	<input checked="" type="checkbox"/>	<input type="checkbox"/>	<input type="checkbox"/>	.....
Excess Pressure Detector	<input checked="" type="checkbox"/>	<input type="checkbox"/>	<input type="checkbox"/>	.....
Ventilation Valve	<input checked="" type="checkbox"/>	<input type="checkbox"/>	<input type="checkbox"/>	.....
Heater	<input checked="" type="checkbox"/>	<input type="checkbox"/>	<input type="checkbox"/>	.....



### 5. PUMP

	Pass	Fail	N/A	Remark
Pump H <sub>2</sub> O Steam	<input checked="" type="checkbox"/>	<input type="checkbox"/>	<input type="checkbox"/>	.....
- Non-Return Valve	<input checked="" type="checkbox"/>	<input type="checkbox"/>	<input type="checkbox"/>	.....
Pump H <sub>2</sub> O Sample	<input checked="" type="checkbox"/>	<input type="checkbox"/>	<input type="checkbox"/>	.....
- Non-Return Valve	<input checked="" type="checkbox"/>	<input type="checkbox"/>	<input type="checkbox"/>	.....
Pump NaOH	<input checked="" type="checkbox"/>	<input type="checkbox"/>	<input type="checkbox"/>	.....
- Non-Return Valve	<input checked="" type="checkbox"/>	<input type="checkbox"/>	<input type="checkbox"/>	.....
Pump H <sub>3</sub> BO <sub>3</sub>	<input type="checkbox"/>	<input type="checkbox"/>	<input checked="" type="checkbox"/>	.....
- Non-Return Valve	<input type="checkbox"/>	<input type="checkbox"/>	<input checked="" type="checkbox"/>	.....
Pump Suction	<input checked="" type="checkbox"/>	<input type="checkbox"/>	<input type="checkbox"/>	.....

### 6. The Following Program Run :

	Pass	Fail	N/A	Remark
Addition H <sub>2</sub> O 0-99 sec.	<input checked="" type="checkbox"/>	<input type="checkbox"/>	<input type="checkbox"/>	.....
Addition NaOH 0-99 sec.	<input checked="" type="checkbox"/>	<input type="checkbox"/>	<input type="checkbox"/>	.....
Addition H <sub>3</sub> BO <sub>3</sub> 0-99 sec.	<input type="checkbox"/>	<input type="checkbox"/>	<input checked="" type="checkbox"/>	.....
Reaction Time 0-99 min.	<input checked="" type="checkbox"/>	<input type="checkbox"/>	<input type="checkbox"/>	.....
Distillation Time 0-99 min	<input checked="" type="checkbox"/>	<input type="checkbox"/>	<input type="checkbox"/>	.....
Steam Capacity 30%-100%	<input checked="" type="checkbox"/>	<input type="checkbox"/>	<input type="checkbox"/>	.....
Suction Time 0-99 sec.	<input checked="" type="checkbox"/>	<input type="checkbox"/>	<input type="checkbox"/>	.....
The Instrument is in perfect technical shape	<input checked="" type="checkbox"/>	<input type="checkbox"/>	<input type="checkbox"/>	.....

Remark :

.....  
 .....

**Part : ข้อมูลสนับสนุนด้านเทคนิค (General Technical Support)**

**การบำรุงรักษาทั่วไป ( Basic maintenance)**

**Cleaning**

Glass parts and suction pump should be cleaned before long periods of non-usage (i.e. holidays). This way blockages caused by crystalline deposits are avoided.

The following program should be run:

Addition $H_3BO_3$	0	s
Addition $H_2O$ :	13	s
Addition NaOH:	0	s
Reaction time:	0	s
Distillation time:	7	min.
Steam capacity:	100	%
Suction time:	20	s

Place an empty digestion tube and an Erlenmeyer flask into position, and start the program.

In case of extreme deposits in the glassware you can clean the system by putting about 10 ml of sulphuric acid into the digestion tube.

## Error Code

The micro-processor continually surveys all the functions of the distillation system. As soon as an error arises it is shown on the display and accompanied by an acoustic signal.

Error message	Measures
No tap water	Check cooling water inlet for blockages. Ensure the tap is turned on → Enter
No sample tube	Insert tube → Enter
Check chemicals	Check set of tanks → Enter
Low water Press Enter	Check the water inlet distilled H <sub>2</sub> O → Enter
↓ Filling Steam generator	This message disappears as soon as steam generator is filled

After the above mentioned errors are corrected, the following message is displayed.

Error message	Measures
Stop Prog.No. x continue=Enter	Enter = continue of interrupted program Reset = Standby-mode

### Other error messages

Error message	Measures
Wait for steam	Message disappears as soon as stand-by is reached
Add sol. > 1min Continue=Enter	Check programming Enter=continue of interrupted program Reset=Standby-mode
Program undefined	Check programming → Enter
Excess steam pressure	Switch the system off and call service
Sensor error	Switch the system off and call service